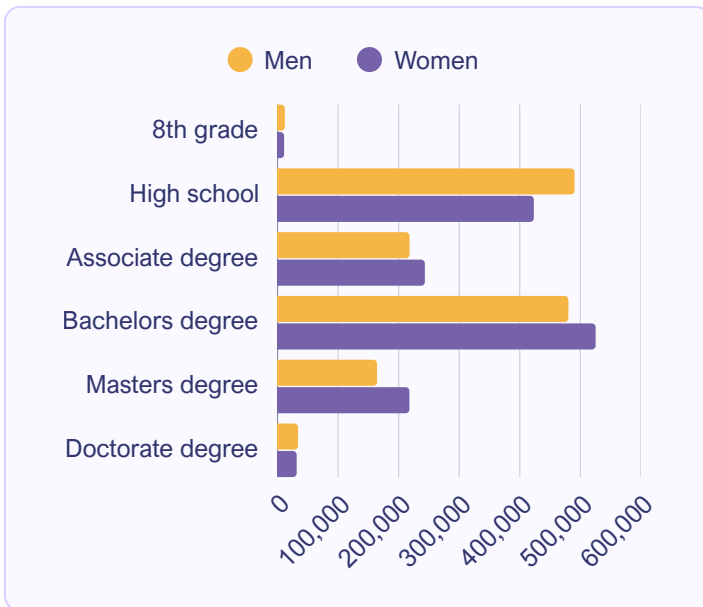


WOMEN'S EDUCATIONAL ATTAINMENT



Minnesotans have a wide range of educational attainment, and it varies slightly according to gender. ¹

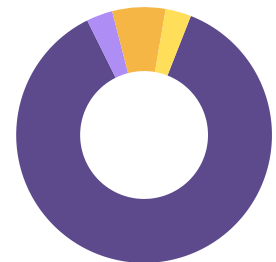


Rates of 8th grade graduation and doctorate degree attainment are about equal, there are more men with just high school diplomas than women, and more women with just bachelors degrees than men.

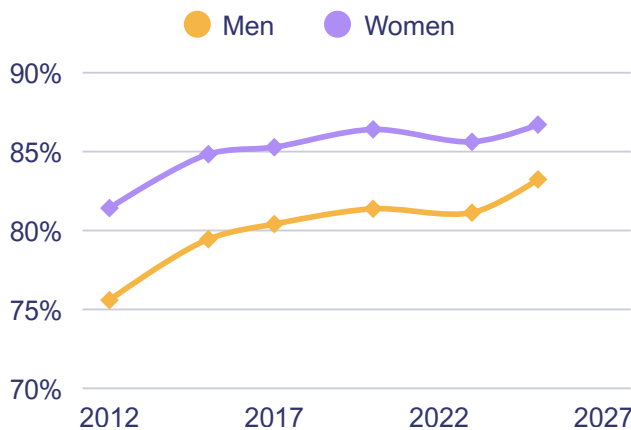
High school graduation rates as of 2025 are slightly higher for young women (**86.71%**) than young men (**83.24%**) across a four-year cohort.

High school graduation rates for young women, 2025: ²

- ★ Graduated - 86.71%
- ★ Dropped out - 3.3%
- ★ Continuing - 6.7%
- ★ Unknown - 3.3%



High school graduation rates in Minnesota since 2012, by gender: ¹



Since 2012, high school graduation rates for young men and women in Minnesota have both steadily increased, but maintained a gap according to gender.

This gap has decreased with time, going from a difference of **5.8** percentage points in 2012, to a difference of **3.47** percentage points in 2025.

¹ U.S. Census Bureau. (n.d.). Educational Attainment. American Community Survey, ACS 5-Year Estimates 2020-2024

² Minnesota Department of Education, Graduation Indicators 2025


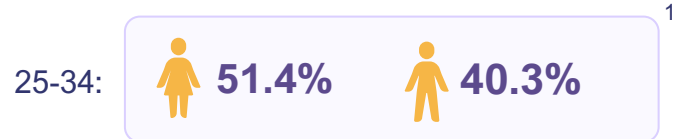
WOMEN'S EDUCATIONAL ATTAINMENT



Young women in Minnesota pursue higher education at high rates.



of young women in Minnesota who earned a high school diploma **enrolled in a higher education institution** within 16 months.



of young men in Minnesota who earned a high school diploma **enrolled in a higher education institution** within 16 months.

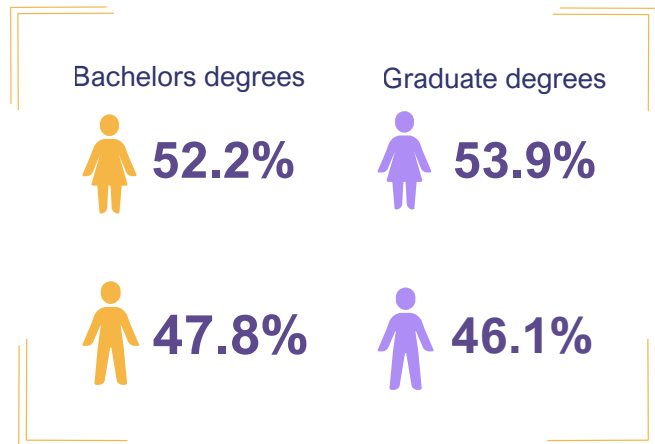
Among women aged 25-35 living in Minnesota in 2024, **over 50%** had a bachelors degree. Among women 35-44, **nearly 50%** had a bachelors degree.

Compared to women aged 45-64, **40.5%** had a bachelors degree, and among women 65+, **29.4%** had a bachelors degree. This increase in educational attainment for younger cohorts of women is consistent across the United States.

Women make up over half of the population with a college education.¹

Women make up **52.2%** of people 25+ in Minnesota with bachelors degrees and **53.9%** of people with graduate and/or professional degrees.

41.1% of all women in Minnesota have a bachelors degree or higher, compared to **39.4%** of men. In the United States overall, **36.9%** of women have a bachelors degree or higher, and compared to **34.4%** of men, putting Minnesota higher than the national average.



¹ U.S. Census Bureau. (n.d.). Educational Attainment. American Community Survey, ACS 5-Year Estimates 2020-2024

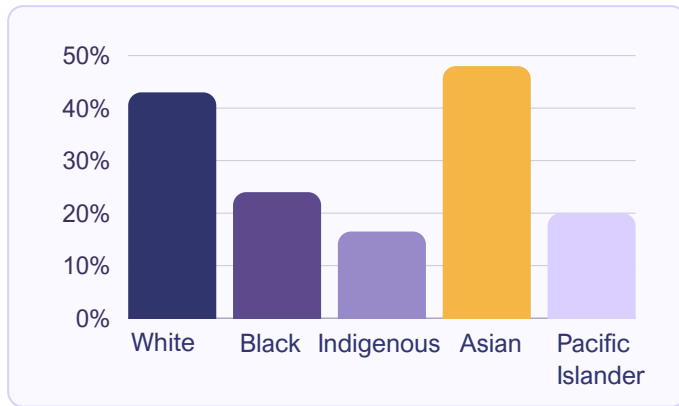
² Minnesota Department of Education, Minnesota Report Card

WOMEN'S EDUCATIONAL ATTAINMENT



Women's educational attainment varies by race, and has changed over time.

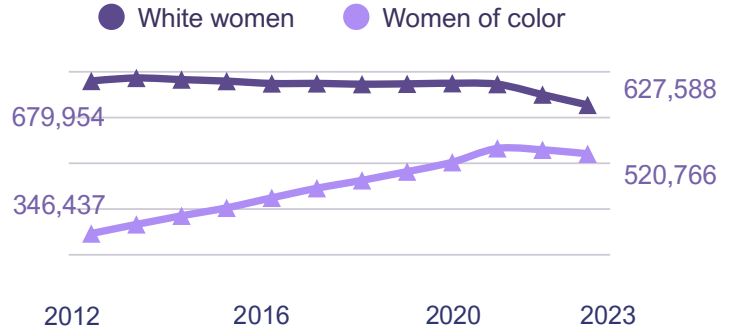
Percent of each population of women 25+ with a bachelor's degree in Minnesota:



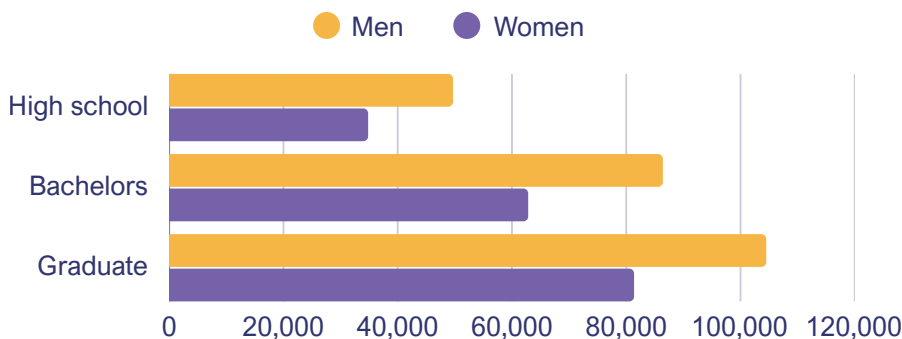
As a percent of each female population, educational attainment varies across racial groups. **For example**, out of all Asian women living in Minnesota aged 25+, **48%** percent of Asian women have a bachelors degree or higher, followed by **43%** of white women, **24%** of Black women, **20%** of Pacific Islander women, and **16.5%** of Indigenous women. ¹

Number of bachelors degrees awarded to women by race from 2012 to 2023:

In the overall United States, women of color are obtaining bachelors degrees at increasingly high rates each year, while the rate for white women has remained about steady for the last decade since increasing rapidly in the 70's and 80's. ²



Despite high rates of educational attainment, women in Minnesota with college degrees get paid less.



For all levels of educational attainment, women's median earnings in Minnesota in 2024 were **70% to 77% of men's**, commonly thought of as 70 to 77 cents for every dollar earned by a man with the same level of education. ¹

¹ U.S. Census Bureau. (n.d.). Educational Attainment. American Community Survey, ACS 5-Year Estimates 2020-2024

² U.S. Department of Education, National Center for Education Statistics, Higher Education General Information Survey (HEGIS), "Degrees and Other Formal Awards Conferred" surveys